



 **CRESCENT®**

**Squares**

**Trusted by the Trades.**



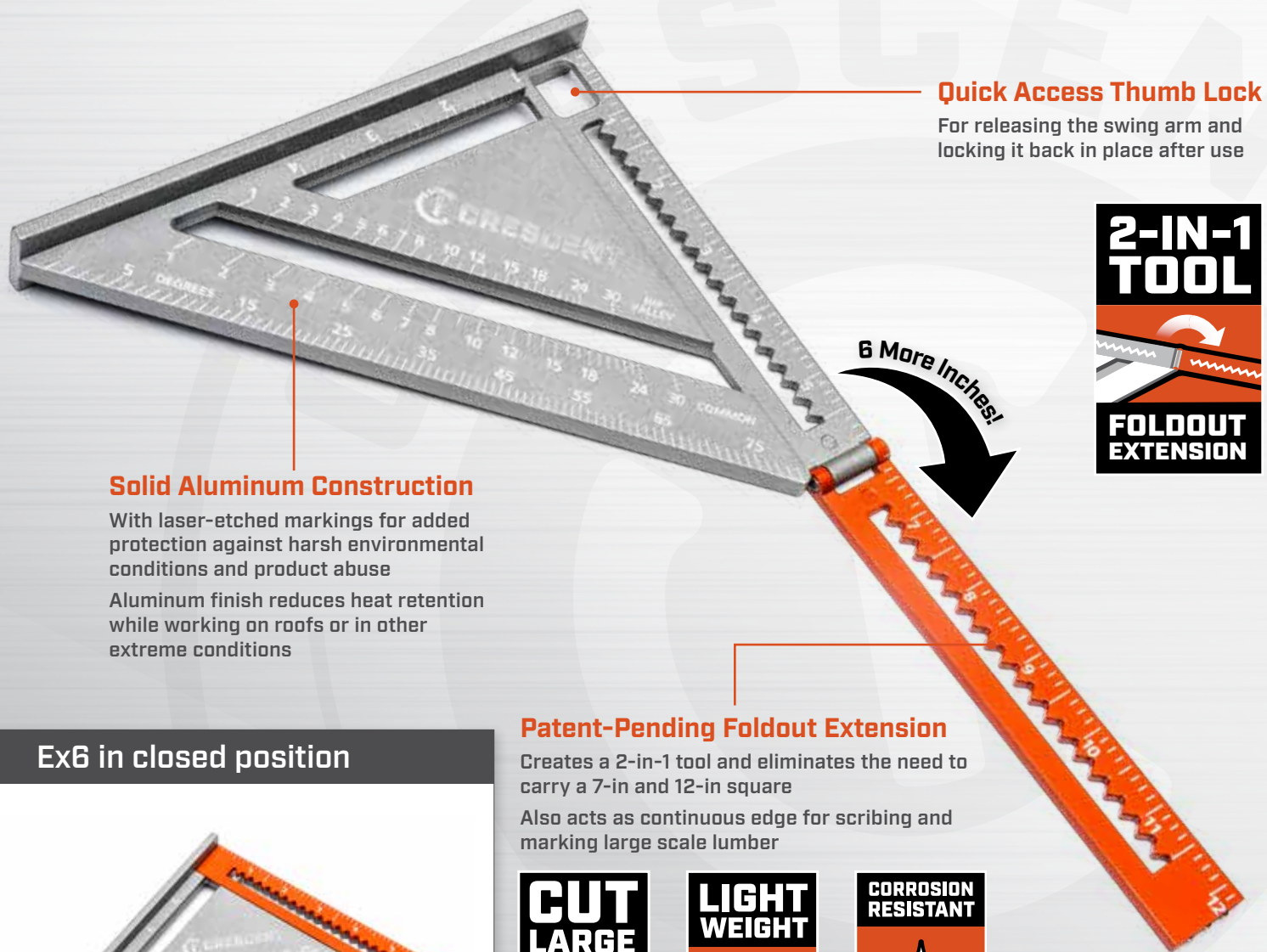


## Innovation that Delivers

### Introducing the Ex6

Solid aluminum construction is only the beginning. An original in its category, Crescent's Ex6 layout square delivers 2-in-1 capabilities, making woodworking and framing simpler. The Ex6 eliminates the need to carry a 7-in and 12-in square and acts as a continuous edge for scribing and marking large scale lumber. Laser-etched markings add another level of efficiency, increasing visibility and significantly reducing signs of wear and tear.

When you've finished a task, the tool conveniently folds to fit comfortably in a pocket or work pouch. A practical locking mechanism holds the foldout extension securely for transport. With all the elements of a standard layout square and high-performing additions, the Ex6 is sure to be an essential tool that trades professionals take wherever they go.



#### Quick Access Thumb Lock

For releasing the swing arm and locking it back in place after use



6 More Inches!

#### Solid Aluminum Construction

With laser-etched markings for added protection against harsh environmental conditions and product abuse

Aluminum finish reduces heat retention while working on roofs or in other extreme conditions

#### Patent-Pending Foldout Extension

Creates a 2-in-1 tool and eliminates the need to carry a 7-in and 12-in square

Also acts as continuous edge for scribing and marking large scale lumber



#### Ex6 in closed position



LSSP6

#### Combination Squares

Laser-etched numbers for increased legibility and protection against wear

Extruded square head for increased drop durability and accuracy – more robust than the competition

Compact size easily fits into pocket or work pouch

Common uses: woodworking and masonry

L06CS - 6 INCH

L12CS - 12 INCH

#### Carpenter Squares

Steel construction with high contrast numbers for increased legibility; protective coating maintains print integrity

Dual sided markings with increments from inches to 1/16<sup>th</sup>

Common uses: laying out and scribing right angles and straight lines, carpentry

L0812US - 8x12 INCH

L1624CS - 16x24 INCH

#### Framing Square

Lightweight aluminum construction with protective coating for increased product durability

Dual sided markings with increments in 1/8<sup>th</sup>, 1/10<sup>th</sup>, 1/12<sup>th</sup>, 1/16<sup>th</sup> – printed tables include eight-square scale, rafter tables, brace measurements, and board measurements

Common uses: laying out rafters and stair stringers, carpentry

L1624RS - 16x24 INCH


#### Drywall T-Square

Sturdy aluminum construction designed to withstand rigorous use and tough worksite conditions

Bolstered joint between the blade and head for durability and lasting accuracy

Common uses: scribing and cutting drywall, plasterboard and plywood

L48DS - 48 INCH








## Versatility at Your Fingertips

Crescent's full line of squares is ideal for the professional tradesmen who get the job done at all costs, with longevity and an investment in their craft. Equipped to perform in a variety of environments, Crescent squares allow you to easily complete multiple tasks. And with advanced design features that provide durability and maximum functionality, Crescent squares outlast the elements. In grit, dust or tough territory — there's a square for your unique application.



Item No	Description	Shelf Pack Quantity	UPC	Shelf Pack Code	Product Package Dimensions	Product Weight
L06CS	6" Combination Square	5	37103328274	10037103328271	6.02"L x 3.39"W x 0.51"H	0.24 lbs.
L12CS	12" Combination Square	5	37103328250	10037103328257	12.01"L x 4.8"W x 0.75"H	0.67 lbs.
L0812US	8" x 12" Hi-Viz Steel Utility Square	6	37103328243	10037103328240	12.01"L x 7.99"W x 0.09"H	0.65 lbs.
L1624CS	16" x 24" Hi-Viz Steel Carpenter Square	6	37103328236	10037103328233	23.94"L x 15.98"W x 0.12"H	1.65 lbs.
L1624RS	16" x 24" Hi-Viz Aluminum Rafter Square	6	37103328212	10037103328219	23.94"L x 15.98"W x 0.12"H	0.78 lbs.
L48DS	48" Drywall Square	N/A	37103328267	N/A	49.61"L x 22.05"W x 0.65"H	2.38 lbs.
LSSP6	7" Ex6 Aluminum Casting Square	6	37103328199	10037103328196	11.42"L x 9.87"W x 1.08"H	0.73 lbs.